

All Areas Top 15 Selling Offices Sold Matrix: All Price Points

Year-to-Date Sales through: April 30th, 2020

point in time data reference: May 7th, 2020 9:05 AM - 9:58 AM

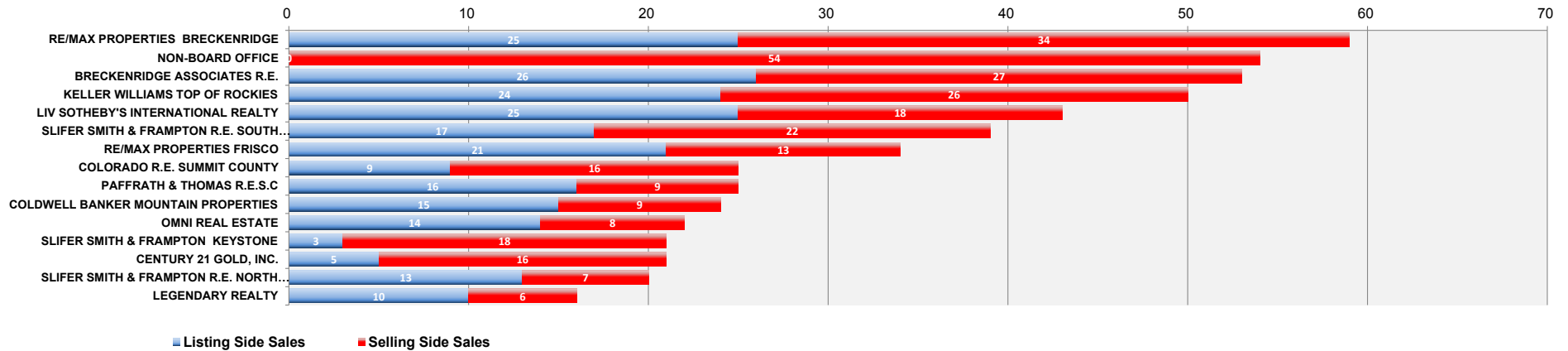
Individual Office Name	Office ID	Listing Side Sales	Selling Side Sales	Total Number of Sides	\$ Volume: Listing Side	\$ Volume: Selling Side	\$ Total Sales Volume: Both Sides	In-house Sales	Properties Sold	Number of Brokers in Office	Average Sides per Broker	Market Share by Side
RE/MAX PROPERTIES BRECKENRIDGE	1069	25	34	59	\$ 16,806,199.00	\$ 20,754,694.00	\$ 37,560,893.00	7	52	49	1.20	6.9249%
NON-BOARD OFFICE	NBO	0	54	54	\$ -	\$ 27,876,765.00	\$ 27,876,765.00	0	54	N/A	N/A	6.3380%
BRECKENRIDGE ASSOCIATES R.E.	1386	26	27	53	\$ 23,783,197.00	\$ 30,708,785.00	\$ 54,491,982.00	11	42	17	3.12	6.2207%
KELLER WILLIAMS TOP OF ROCKIES	1615	24	26	50	\$ 12,678,900.00	\$ 16,015,460.00	\$ 28,694,360.00	8	42	35	1.43	5.8685%
LIV SOTHEBY'S INTERNATIONAL REALTY	1491	25	18	43	\$ 23,570,717.00	\$ 13,755,957.00	\$ 37,326,674.00	6	37	34	1.26	5.0469%
SLIFER SMITH & FRAMPTON R.E. SOUTH MAIN - BRECKENRIDGE	1314	17	22	39	\$ 10,165,650.00	\$ 16,398,950.00	\$ 26,564,600.00	1	38	36	1.08	4.5775%
RE/MAX PROPERTIES FRISCO	1066	21	13	34	\$ 16,047,350.00	\$ 9,262,225.00	\$ 25,309,575.00	4	30	33	1.03	3.9906%
COLORADO R.E. SUMMIT COUNTY	1374	9	16	25	\$ 4,146,000.00	\$ 10,163,000.00	\$ 14,309,000.00	4	21	10	2.50	2.9343%
PAFFRATH & THOMAS R.E.S.C	1080	16	9	25	\$ 15,355,750.00	\$ 10,542,000.00	\$ 25,897,750.00	3	22	13	1.92	2.9343%
COLDWELL BANKER MOUNTAIN PROPERTIES	1029	15	9	24	\$ 21,227,972.00	\$ 7,736,500.00	\$ 28,964,472.00	3	21	43	0.56	2.8169%
OMNI REAL ESTATE	1199	14	8	22	\$ 9,177,700.00	\$ 7,572,000.00	\$ 16,749,700.00	3	19	17	1.29	2.5822%
SLIFER SMITH & FRAMPTON KEYSTONE	1348	3	18	21	\$ 1,633,930.00	\$ 12,051,950.00	\$ 13,685,880.00	1	20	20	1.05	2.4648%
CENTURY 21 GOLD, INC.	1045	5	16	21	\$ 3,918,500.00	\$ 19,395,972.00	\$ 23,314,472.00	2	19	13	1.62	2.4648%
SLIFER SMITH & FRAMPTON R.E. NORTH MAIN - BRECKENRIDGE	1554	13	7	20	\$ 15,637,500.00	\$ 10,593,503.00	\$ 26,231,003.00	1	19	14	1.43	2.3474%
LEGENDARY REALTY	1527	10	6	16	\$ 4,476,900.00	\$ 2,377,500.00	\$ 6,854,400.00	2	14	7	2.29	1.8779%

Total Property Sales All Offices :	426
Total Sales Sides:	852
Total Sales Volume: (for property sales not sides)	\$312,187,344
Top 15 Offices % of Volume by number of all sales sides:	59%



www.breckenridgeassociates.com

Top 15 Selling Offices: All Areas



Breckenridge Top 15 Selling Offices Sold Matrix: All Price Points

Year-to-Date Sales through: April 30th, 2020

point in time data reference: May 7th, 2020 9:05 AM - 9:58 AM

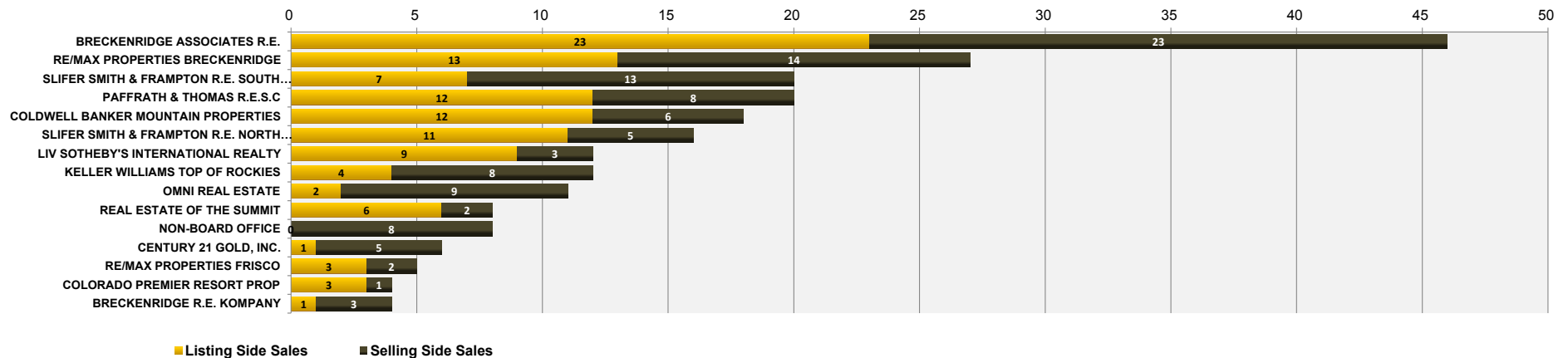
Individual Office Name	Office ID	Listing Side Sales	Selling Side Sales	Total Number of Sides	\$ Volume: Listing Side	\$ Volume: Selling Side	\$ Total Sales Volume: Both Sides	In-house Sales	Properties Sold	Number of Brokers in Office	Average Sides per Broker	Market Share by Side
BRECKENRIDGE ASSOCIATES R.E.	1386	23	23	46	\$ 22,235,697.00	\$ 28,836,797.00	\$ 51,072,494.00	11	35	17	2.71	16.0839%
RE/MAX PROPERTIES BRECKENRIDGE	1069	13	14	27	\$ 10,562,500.00	\$ 9,146,250.00	\$ 19,708,750.00	4	23	49	0.55	9.4406%
SLIFER SMITH & FRAMPTON R.E. SOUTH MAIN - BRECKENRIDGE	1314	7	13	20	\$ 6,288,650.00	\$ 10,331,750.00	\$ 16,620,400.00	1	19	36	0.56	6.9930%
PAFFRATH & THOMAS R.E.S.C	1080	12	8	20	\$ 12,478,250.00	\$ 9,902,000.00	\$ 22,380,250.00	3	17	13	1.54	6.9930%
COLDWELL BANKER MOUNTAIN PROPERTIES	1029	12	6	18	\$ 18,938,472.00	\$ 5,771,500.00	\$ 24,709,972.00	2	16	43	0.42	6.2937%
SLIFER SMITH & FRAMPTON R.E. NORTH MAIN - BRECKENRIDGE	1554	11	5	16	\$ 14,177,500.00	\$ 8,357,803.00	\$ 22,535,303.00	1	15	14	1.14	5.5944%
LIV SOTHEBY'S INTERNATIONAL REALTY	1491	9	3	12	\$ 14,517,000.00	\$ 3,962,500.00	\$ 18,479,500.00	0	12	34	0.35	4.1958%
KELLER WILLIAMS TOP OF ROCKIES	1615	4	8	12	\$ 2,865,500.00	\$ 5,182,900.00	\$ 8,048,400.00	1	11	35	0.34	4.1958%
OMNI REAL ESTATE	1199	2	9	11	\$ 997,930.00	\$ 8,347,650.00	\$ 9,345,580.00	1	10	17	0.65	3.8462%
REAL ESTATE OF THE SUMMIT	1081	6	2	8	\$ 4,007,000.00	\$ 1,520,000.00	\$ 5,527,000.00	1	7	10	0.80	2.7972%
NON-BOARD OFFICE	NBO	0	8	8	\$ -	\$ 5,786,000.00	\$ 5,786,000.00	0	8	N/A	N/A	2.7972%
CENTURY 21 GOLD, INC.	1045	1	5	6	\$ 1,207,500.00	\$ 9,776,972.00	\$ 10,984,472.00	1	5	13	0.46	2.0979%
RE/MAX PROPERTIES FRISCO	1066	3	2	5	\$ 2,146,750.00	\$ 1,159,000.00	\$ 3,305,750.00	0	5	33	0.15	1.7483%
COLORADO PREMIER RESORT PROP	1239	3	1	4	\$ 2,448,500.00	\$ 581,000.00	\$ 3,029,500.00	1	3	11	0.36	1.3986%
BRECKENRIDGE R.E. KOMPANY	1644	1	3	4	\$ 378,487.00	\$ 1,419,487.00	\$ 1,797,974.00	1	3	2	2.00	1.3986%

Total Property Sales All Offices :	143
Total Sales Sides:	286
Total Sales Volume: (for property sales not sides)	\$143,125,439
Top 15 Offices % of Volume by number of all sales sides:	76%



www.breckenridgeassociates.com

Top 15 Selling Offices: Breckenridge



All Areas Top Selling Offices Sold Matrix: Price Point of \$1 Million and Above

Year-to-Date Sales through: April 30th, 2020

point in time data reference: May 7th, 2020 9:05 AM - 9:58 AM

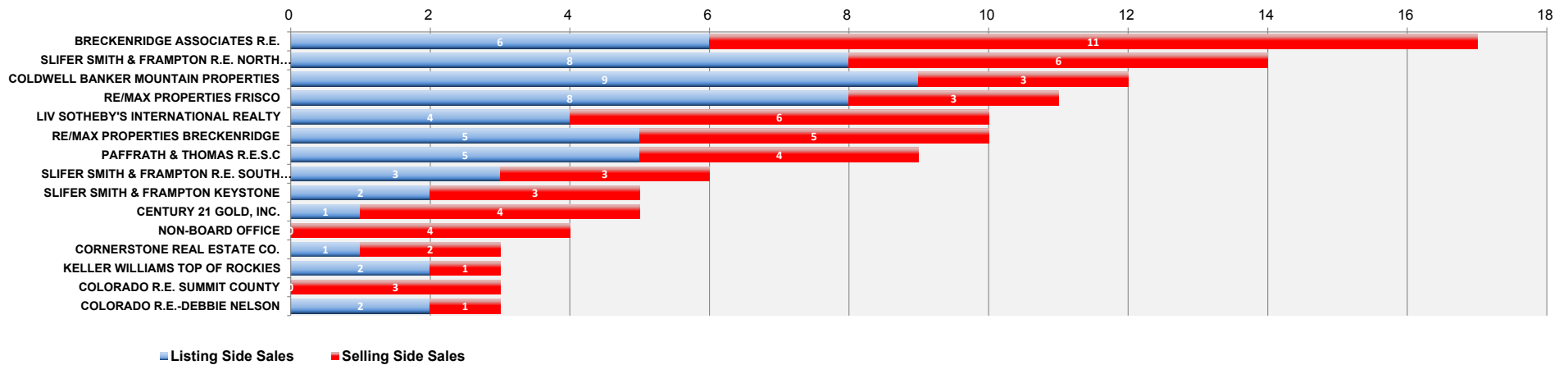
Individual Office Name	Office ID	Listing Side Sales	Selling Side Sales	Total Number of Sides	\$ Volume: Listing Side	\$ Volume: Selling Side	\$ Total Sales Volume: Both Sides	In-house Sales	Properties Sold	Number of Brokers in Office	Average Sides per Broker	Market Share by Side
BRECKENRIDGE ASSOCIATES R.E.	1386	6	11	17	\$ 12,165,000.00	\$ 21,313,000.00	\$ 33,478,000.00	3	14	17	1.00	10.3659%
SLIFER SMITH & FRAMPTON R.E. NORTH MAIN - BRECKENRIDGE	1554	8	6	14	\$ 12,825,000.00	\$ 10,040,700.00	\$ 22,865,700.00	1	13	14	1.00	8.5366%
COLDWELL BANKER MOUNTAIN PROPERTIES	1029	9	3	12	\$ 16,855,472.00	\$ 4,152,500.00	\$ 21,007,972.00	2	10	43	0.28	7.3171%
RE/MAX PROPERTIES FRISCO	1066	8	3	11	\$ 9,674,100.00	\$ 3,830,000.00	\$ 13,504,100.00	2	9	33	0.33	6.7073%
LIV SOTHEBY'S INTERNATIONAL REALTY	1491	4	6	10	\$ 11,230,000.00	\$ 7,657,500.00	\$ 18,887,500.00	0	10	34	0.29	6.0976%
RE/MAX PROPERTIES BRECKENRIDGE	1069	5	5	10	\$ 6,687,500.00	\$ 5,648,496.00	\$ 12,335,996.00	0	10	49	0.20	6.0976%
PAFFRATH & THOMAS R.E.S.C	1080	5	4	9	\$ 8,853,250.00	\$ 7,755,000.00	\$ 16,608,250.00	2	7	13	0.69	5.4878%
SLIFER SMITH & FRAMPTON R.E. SOUTH MAIN - BRECKENRIDGE	1314	3	3	6	\$ 3,698,500.00	\$ 4,193,250.00	\$ 7,891,750.00	1	5	36	0.17	3.6585%
SLIFER SMITH & FRAMPTON KEYSTONE	1348	2	3	5	\$ 2,900,000.00	\$ 4,155,000.00	\$ 7,055,000.00	1	4	20	0.25	3.0488%
CENTURY 21 GOLD, INC.	1045	1	4	5	\$ 1,207,500.00	\$ 12,332,972.00	\$ 13,540,472.00	1	4	13	0.38	3.0488%
NON-BOARD OFFICE	NBO	0	4	4	\$ -	\$ 5,022,100.00	\$ 5,022,100.00	0	4	N/A	N/A	2.4390%
CORNERSTONE REAL ESTATE CO.	1609	1	2	3	\$ 1,250,000.00	\$ 2,625,500.00	\$ 3,875,500.00	1	2	20	0.15	1.8293%
KELLER WILLIAMS TOP OF ROCKIES	1615	2	1	3	\$ 3,220,500.00	\$ 2,105,000.00	\$ 5,325,500.00	1	2	35	0.09	1.8293%
COLORADO R.E. SUMMIT COUNTY	1374	0	3	3	\$ -	\$ 3,827,000.00	\$ 3,827,000.00	0	3	2	1.50	1.8293%
COLORADO R.E.-DEBBIE NELSON	1639	2	1	3	\$ 2,725,000.00	\$ 1,450,000.00	\$ 4,175,000.00	1	2	1	3.00	1.8293%

Total Property Sales All Offices :	82
Total Sales Sides:	164
Total Sales Volume: (for property sales not sides)	\$131,831,488
Top 15 Offices % of Volume by number of all sales sides:	71%



www.breckenridgeassociates.com

Top Selling Offices: \$1 Million and Above - All Areas



Breckenridge Top Selling Offices Sold Matrix: Price Point of \$1 Million and Above

Year-to-Date Sales through: April 30th, 2020

point in time data reference: May 7th, 2020 9:05 AM - 9:58 AM

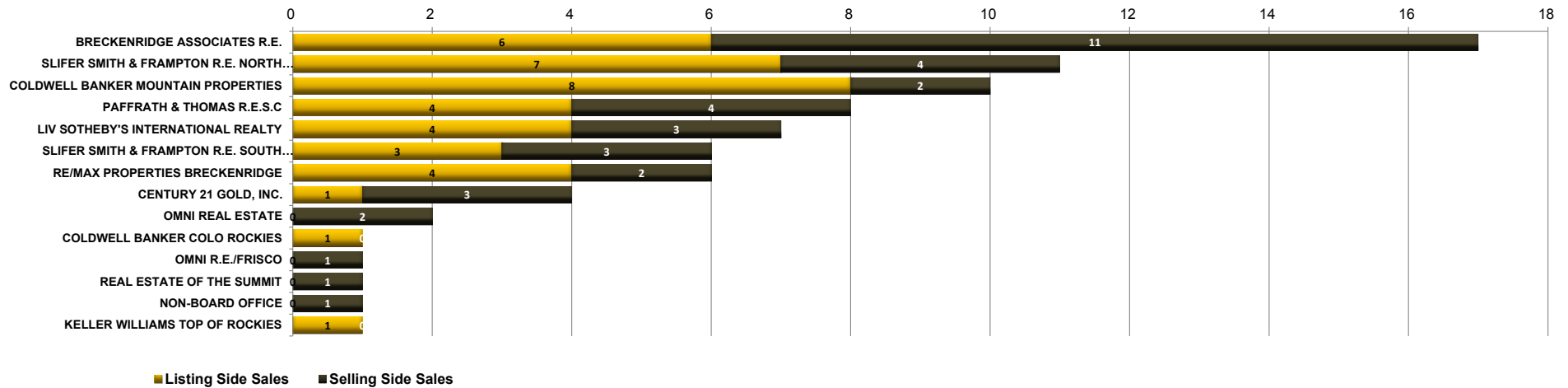
Individual Office Name	Office ID	Listing Side Sales	Selling Side Sales	Total Number of Sides	\$ Volume: Listing Side	\$ Volume: Selling Side	\$ Total Sales Volume: Both Sides	In-house Sales	Properties Sold	Number of Brokers in Office	Average Sides per Broker	Market Share by Side
BRECKENRIDGE ASSOCIATES R.E.	1386	6	11	17	\$ 12,165,000.00	\$ 21,313,000.00	\$ 33,478,000.00	3	14	17	1.00	18.4783%
SLIFER SMITH & FRAMPTON R.E. NORTH MAIN - BRECKENRIDGE	1554	7	4	11	\$ 11,725,000.00	\$ 7,805,000.00	\$ 19,530,000.00	1	10	14	0.79	11.9565%
COLDWELL BANKER MOUNTAIN PROPERTIES	1029	8	2	10	\$ 15,540,472.00	\$ 2,837,500.00	\$ 18,377,972.00	1	9	43	0.23	10.8696%
PAFFRATH & THOMAS R.E.S.C	1080	4	4	8	\$ 7,588,250.00	\$ 7,755,000.00	\$ 15,343,250.00	2	6	13	0.62	8.6957%
LIV SOTHEBY'S INTERNATIONAL REALTY	1491	4	3	7	\$ 11,230,000.00	\$ 3,962,500.00	\$ 15,192,500.00	0	7	34	0.21	7.6087%
SLIFER SMITH & FRAMPTON R.E. SOUTH MAIN - BRECKENRIDGE	1314	3	3	6	\$ 3,698,500.00	\$ 4,193,250.00	\$ 7,891,750.00	1	5	36	0.17	6.5217%
RE/MAX PROPERTIES BRECKENRIDGE	1069	4	2	6	\$ 5,612,500.00	\$ 2,504,000.00	\$ 8,116,500.00	0	6	49	0.12	6.5217%
CENTURY 21 GOLD, INC.	1045	1	3	4	\$ 1,207,500.00	\$ 8,732,972.00	\$ 9,940,472.00	1	3	13	0.31	4.3478%
OMNI REAL ESTATE	1199	0	2	2	\$ -	\$ 3,615,000.00	\$ 3,615,000.00	0	2	16	0.13	2.1739%
COLDWELL BANKER COLO ROCKIES	1147	1	0	1	\$ 1,750,000.00	\$ -	\$ 1,750,000.00	0	1	21	0.05	1.0870%
OMNI R.E./FRISCO	1505	0	1	1	\$ -	\$ 1,650,000.00	\$ 1,650,000.00	0	1	13	0.08	1.0870%
REAL ESTATE OF THE SUMMIT	1081	0	1	1	\$ -	\$ 1,180,000.00	\$ 1,180,000.00	0	1	10	0.10	1.0870%
NON-BOARD OFFICE	NBO	0	1	1	\$ -	\$ 1,115,500.00	\$ 1,115,500.00	0	1	N/A	N/A	1.0870%
KELLER WILLIAMS TOP OF ROCKIES	1615	1	0	1	\$ 1,115,500.00	\$ -	\$ 1,115,500.00	0	1	35	0.03	1.0870%
RE/MAX PROPERTIES FRISCO	1066	1	0	1	\$ 1,229,500.00	\$ -	\$ 1,229,500.00	0	1	33	N/A	1.0870%

Total Property Sales All Offices :	46
Total Sales Sides:	92
Total Sales Volume: (for property sales not sides)	\$84,358,722
Top 15 Offices % of Volume by number of all sales sides:	84%



www.breckenridgeassociates.com

Top Selling Offices: \$1 Million and Above - Breckenridge



Top 15 Offices by Active Residential Listings: All Areas

Active Residential Listings as of: March 1st, 2020

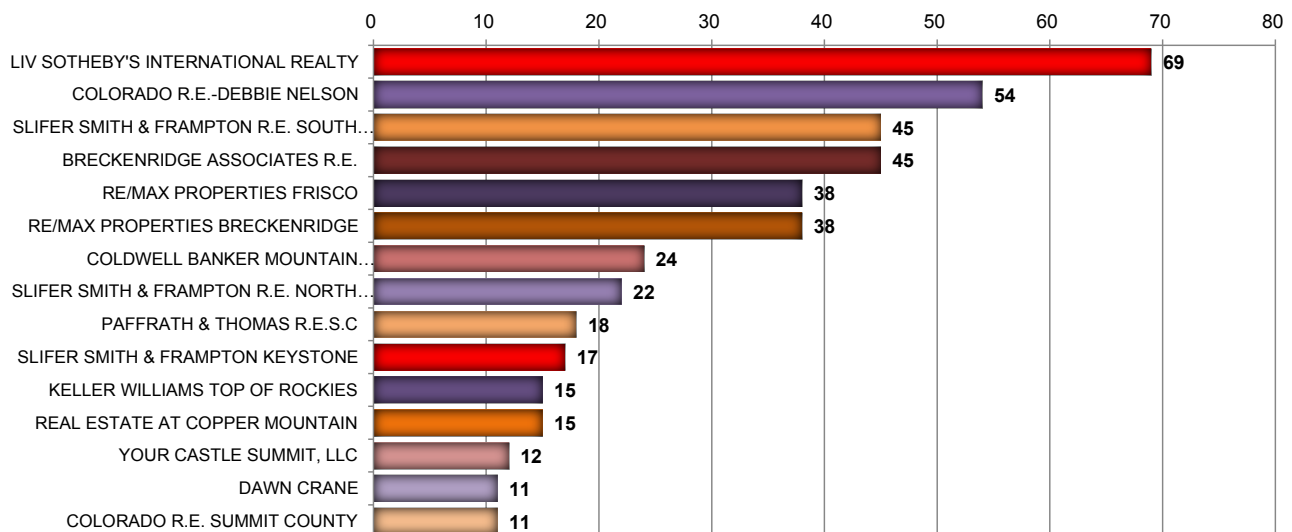
point in time data reference: May 7th, 2020 9:05 AM - 9:58 AM

Individual Office Name	Individual Office ID	Number of Current Listings	\$ Volume: Active Listings
LIV SOTHEBY'S INTERNATIONAL REALTY	1491	69	\$ 134,021,898.00
COLORADO R.E.-DEBBIE NELSON	1639	54	\$ 40,224,500.00
SLIFER SMITH & FRAMPTON R.E. SOUTH MAIN - BRECKENRIDGE	1314	45	\$ 53,396,600.00
BRECKENRIDGE ASSOCIATES R.E.	1386	45	\$ 77,377,800.00
RE/MAX PROPERTIES FRISCO	1066	38	\$ 36,766,300.00
RE/MAX PROPERTIES BRECKENRIDGE	1069	38	\$ 36,112,300.00
COLDWELL BANKER MOUNTAIN PROPERTIES	1029	24	\$ 54,890,000.00
SLIFER SMITH & FRAMPTON R.E. NORTH MAIN - BRECKENRIDGE	1554	22	\$ 44,399,000.00
PAFFRATH & THOMAS R.E.S.C	1080	18	\$ 48,930,300.00
SLIFER SMITH & FRAMPTON KEYSTONE	1348	17	\$ 12,607,900.00
KELLER WILLIAMS TOP OF ROCKIES	1615	15	\$ 12,322,000.00
REAL ESTATE AT COPPER MOUNTAIN	1656	15	\$ 14,604,176.00
YOUR CASTLE SUMMIT, LLC	5081	12	\$ 6,232,300.00
DAWN CRANE	1575	11	\$ 6,481,842.00
COLORADO R.E. SUMMIT COUNTY	1374	11	\$ 8,518,800.00
Top 15 Offices total:		434	\$ 586,885,716.00

Total Active Listings among All Offices:	672
Top 15 Offices percentage of All Offices by Number of Listings:	65%



2020 Top 15 Offices Active Residential Listings: All Areas



Top 15 Offices by Active Residential Listings: Breckenridge

Active Residential Listings as of: March 1st, 2020

point in time data reference: May 7th, 2020 9:05 AM - 9:58 AM

Individual Office Name	Individual Office ID	Number of Current Listings	\$ Volume: Listing Side
BRECKENRIDGE ASSOCIATES R.E.	1386	37	\$ 69,008,300.00
LIV SOTHEBY'S INTERNATIONAL REALTY	1491	28	\$ 71,329,499.00
SLIFER SMITH & FRAMPTON R.E. NORTH MAIN - BRECKENRIDGE	1554	20	\$ 43,280,000.00
COLDWELL BANKER MOUNTAIN PROPERTIES	1029	20	\$ 52,803,000.00
SLIFER SMITH & FRAMPTON R.E. SOUTH MAIN - BRECKENRIDGE	1314	18	\$ 27,253,000.00
RE/MAX PROPERTIES BRECKENRIDGE	1069	17	\$ 16,070,500.00
PAFFRATH & THOMAS R.E.S.C	1080	15	\$ 44,711,800.00
REAL ESTATE OF THE SUMMIT	1081	7	\$ 5,561,899.00
LEGENDARY REALTY	1600	4	\$ 2,566,000.00
YOUR CASTLE SUMMIT, LLC	5081	4	\$ 2,131,500.00
SLIFER SMITH & FRAMPTON KEYSTONE	1348	4	\$ 2,993,900.00
KELLER WILLIAMS TOP OF ROCKIES	1615	3	\$ 5,389,000.00
COLORADO PREMIER RESORT PROPERTIES	1239	2	\$ 3,129,900.00
SKI COLORADO REAL ESTATE, LLC	1651	2	\$ 3,646,000.00
RE/MAX PROPERTIES BRECKENRIDGE	1066	2	\$ 2,880,000.00
Top 15 Offices Total:		183	352,754,298

Total Active Listings among All Offices:	216
Top 15 Offices percentage of All Offices by Number of Listings:	85%



2020 Top 15 Offices Active Residential Listings: Breckenridge

